



## RP 220 - RP 235



Back

# 1. Pick up: Overload protection




**WELGER**

RP 220

RP 235

Advantages:

- higher capacity, improved work capacity
- better protection



**600 Nm  
overload protection**

**900 Nm  
overload protection**

# 1.1 Cutting device: Knives




**WELGER**

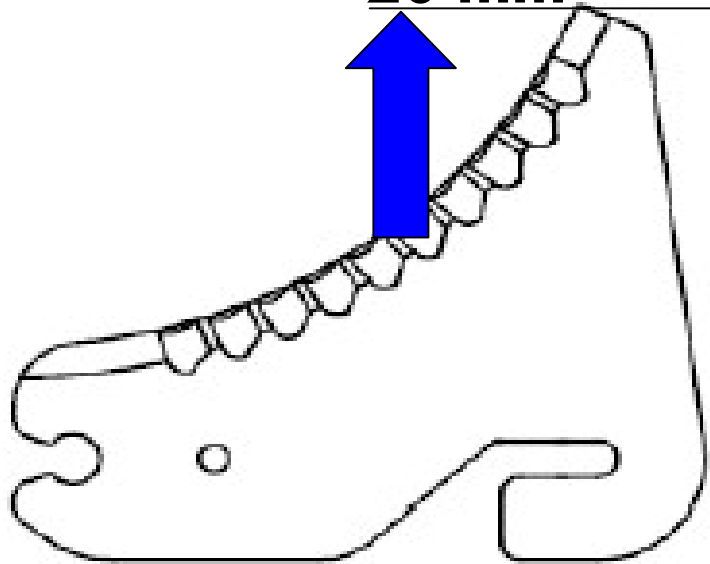

RP 220

RP 235

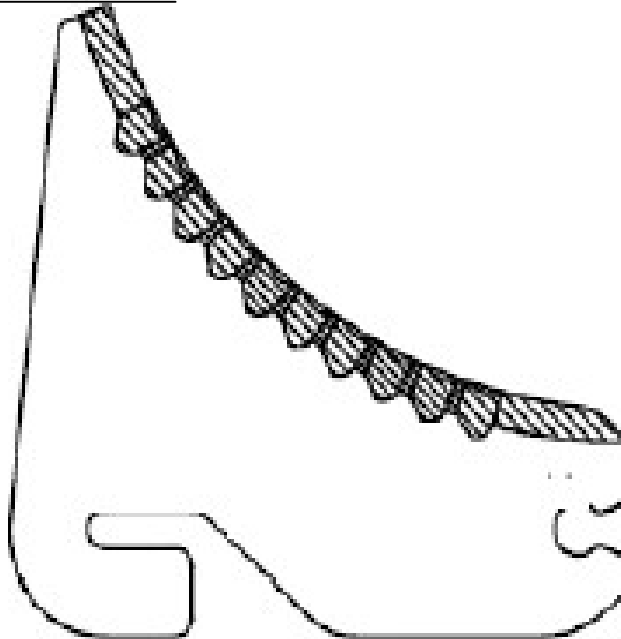
Advantages:



20 mm



**Short knife**



**20 mm longer knife**

**Advantage of longer knives**

**- better cut material**

**- longer life**

## 1.2 Cutting device: No. of knives



RP 220

**Farmer and Master**



**MASTERCUT with 12 knives**

RP 235



**MasterCut<sup>13</sup> with 13 knives**



**XtraCut<sup>17</sup> with 17 knives  
and knife groups**

**Advantages:**

**More knives =**

- better chopped material
- higher density in bale
- better silage quality
- less Bales =  
less cost for net, film and transport
- easier feeding

**Knife groups =**

- easy changing of cutting length
- always ready for the customers request
- less maintenance

## 1.3 Cutting device: No. of knives



**WELGER**

RP 220

**Profi**



**PROFICUT with 23 knives**

RP 235

**Profi**



**XtraCut<sup>25</sup> with 25 knives  
and knife grouping**

**Advantages:**

**More knives =**

- more intensive chopping

- 15% higher density  
- better silage quality

- less Bales =  
less cost for net, film and  
transportation

**KNIFE GROUPING =**

- easy setting of different  
chopping length

- ready for all harvest  
conditions

- less maintenance

## 1.4 Cutting device: Knife protection



**WELGER**

RP 220



**One accumulator 35 bar**

RP 235



**Two accumulators each 40 bar**

Advantages:


- **improved chopping quality**
- **improved protection**

# 1.5 Cutting device: Connection knife shaft lever




# WELGER

RP 220



**Two roll pins:**  
**outer 10x50**  
**inner 6x50**

RP 235



**Two row pins:**  
**outer 13x60**  
**inner 8x60**

Advantages:

- **higher stability**
- **extended lifetime**

## 2.1 Net tying unit: Net loading



**WELGER**

RP 220



**without ELS**

RP 235



**with ELS**

Advantages:

**Improved loading  
with  
Easy Load System:**

**-Easier changing of  
the net rolls**



## 2.2 Net tying unit: Net roll and brake



**WELGER**

RP 220



**Rubber-  
Clamp connection**

RP 235



**Solid location spigot**

Advantages:

- easier loading
  - no wear
- Solid Connection  
between the net roll  
and brake**

## 2.3 Net tying unit:




**WELGER**

RP 220



**Easy slide connection**

RP 235



**Handle with thread**

Advantages:


- **easy and safe operation**
- **no lifting of heavy netrolls in difficult positions.**

## 2.4 Net tying unit : Net length control



# WELGER


RP 220



**Mechanical setting**

RP 235

**E-Link**



**Electronic setting via  
E-Link handset**

Advantages:


- **better for contractors  
different customers  
different requests**
- **easy setting of the  
net length from the  
tractor seat**

### 3. Density device




**WELGER**

RP 220



**Belville springs**

RP 235



**Elastomer block**

Advantages:

**no service problems  
as the machine  
ages**

**- low maintenance**

**- robust**


**- service friendly**

## 4. Axle




# WELGER

RP 220



**Standard Axle**

RP 235




**Stronger axle**

Advantages:

- **higher stability**
- **for all conditions**
- **more safety**


## 5. Airbrakes

RP 220



**Valve with fixed pressure**

RP 235



**Valve with adjustable Breaking Power**

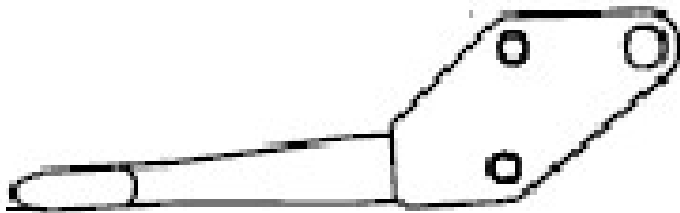
Advantages:

- no overheating
- safer road driving
- less field damage

## 6. Drawbar

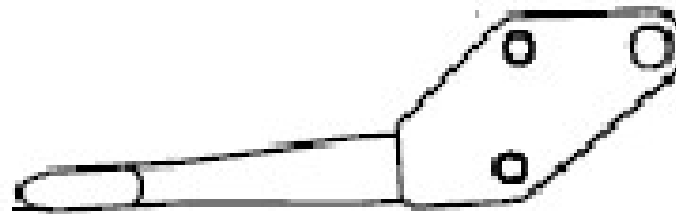
RP 220

**Only able to connect  
to the tractor with a pin**

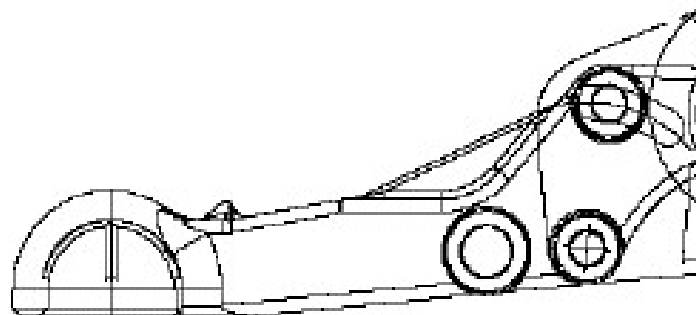


RP 235

**pin**



**and  
ball hitching available**



Advantages:

- **40 km/h**
- **Ball head  
drawbar =**
- **higher stability**
- **higher working  
comfort**
- **higher security**

# 7. Operation



# WELGER

## RP 220

### Master and Profi



## RP 235



## Advantages:

- **Excellent machine monitoring**
- **Easy setting of following functions:**
  - Density setting**
  - Net length control**
  - Knife groups**
- **Operation of following functions:**
  - Pick-up,**
  - Hydroflexcontrol,**
  - Knives in/out**
- **Fault indication on the Display**
- **20 Bale counters**
- **Extended Diagnosis**

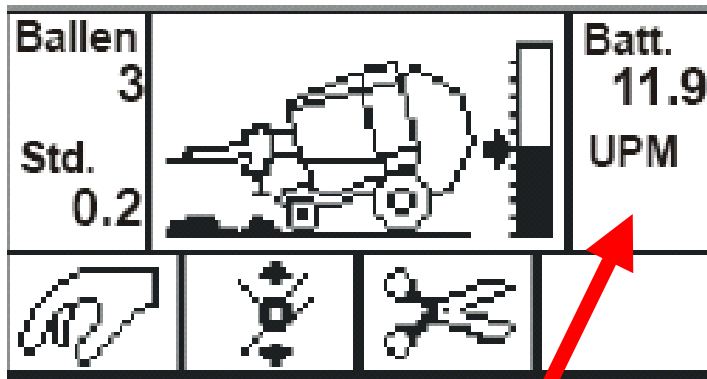


## 7.1 Operation: Monitor



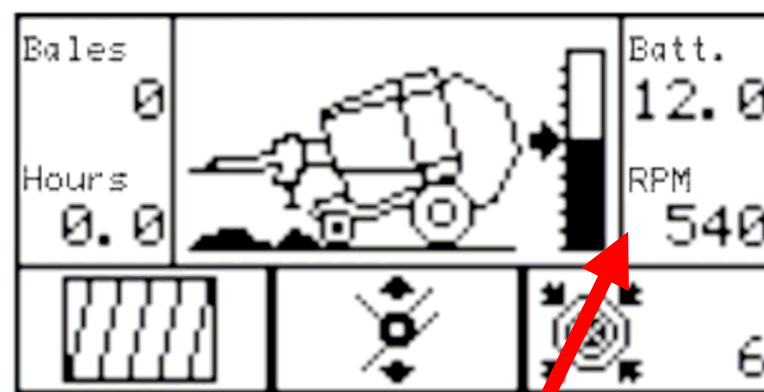
**WELGER**

RP 220  
BC III



**No RPM control**

RP 235  
E-Link



**RPM control**  
**Following functions**  
**require machine**  
**revolutions:**

- working time count
- permanent bearing lubrication (Option)

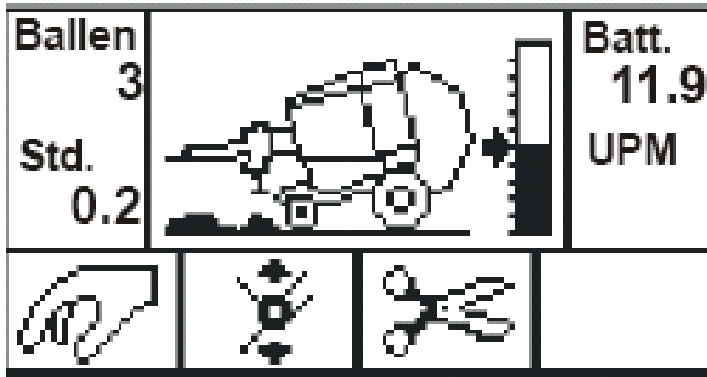
Advantages:

- improved operational control
- True registration of working time
- Lubrication only when required

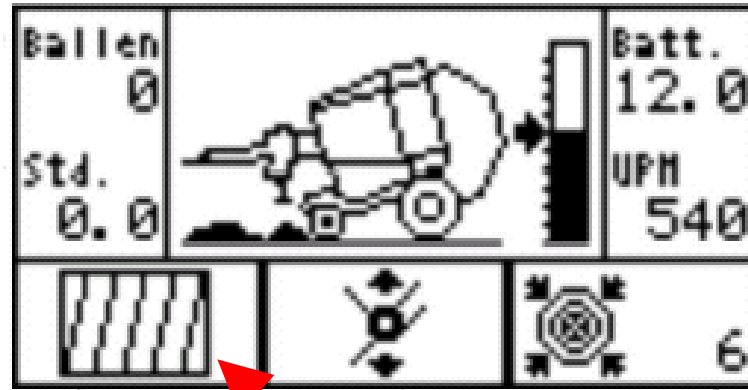
# 7.1.1 Operation: Monitor



## RP 220 BC III



## RP 235 E-Link



## Advantages:

- operation with one button
- simpler for the operator

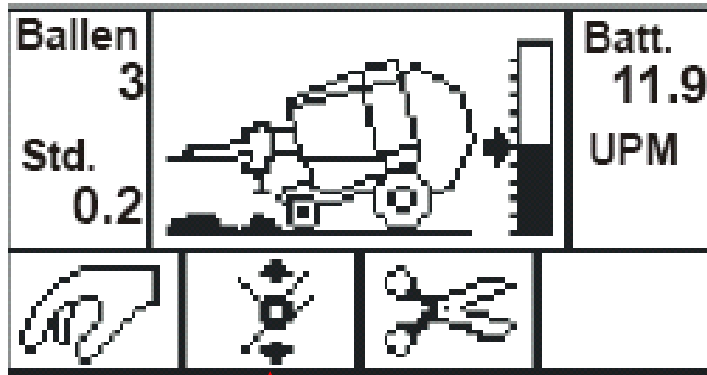
	Tying mode
	manual tying
	auto. Twine tying
	auto net tying
	Combi tying

	Tying mode (see page 12)
	manual twine tying
	automatic twine tying
	Manual net tying
	Automatic net tying
	automatic combined tying

## 7.1.2 Operation: Monitor

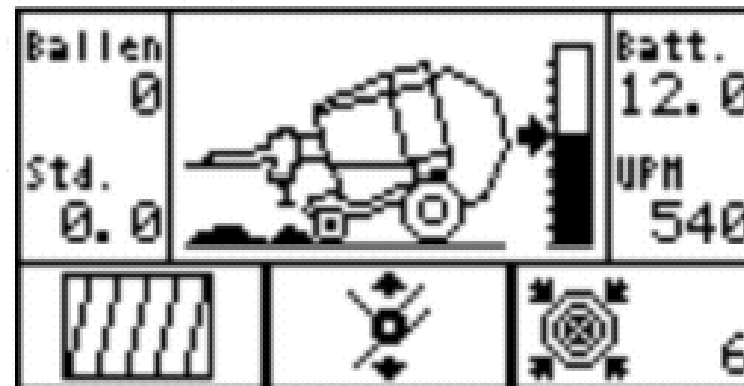
RP 220

**BC III**






RP 235




**E-Link**



Advantages:

- knife groups
- operation with one button

	Valveblock
	Operation bottom door
	Operation pick up
	Operation chopping device

	Hydraulic switch (see page 13)
	Adjustment pick-up
	Adjustment bottom door
	Adjustment cutting device (here: 8 knives selected)

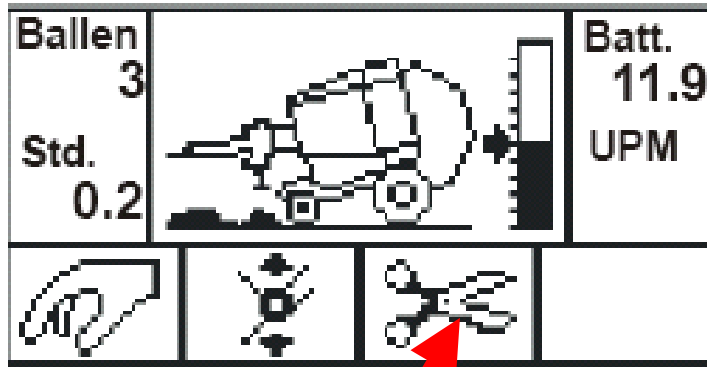
## 7.1.3 Operation: Monitor



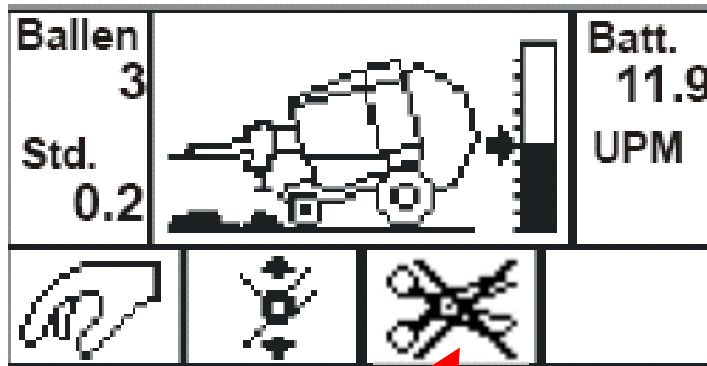
# WELGER

RP 220

BC III



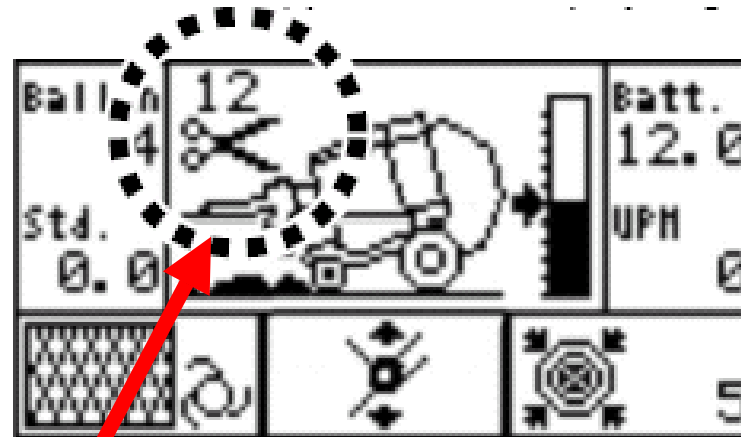
Indication: Knives in



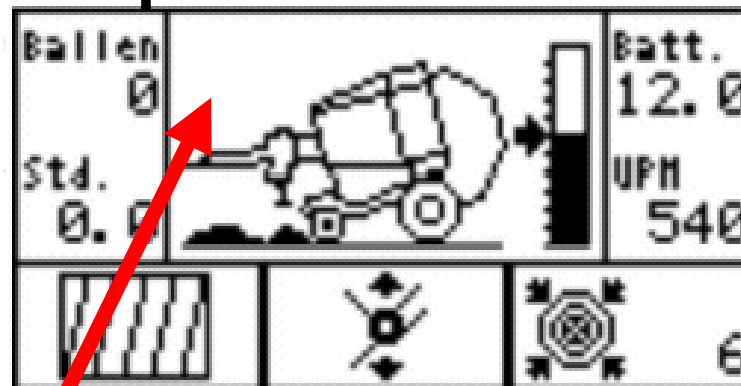
Indication: Knives out

RP 235

E-Link



Indication: Knives in,  
Group of 12 in work



Indication: Knives out

Advantages:

- screen easier to understand

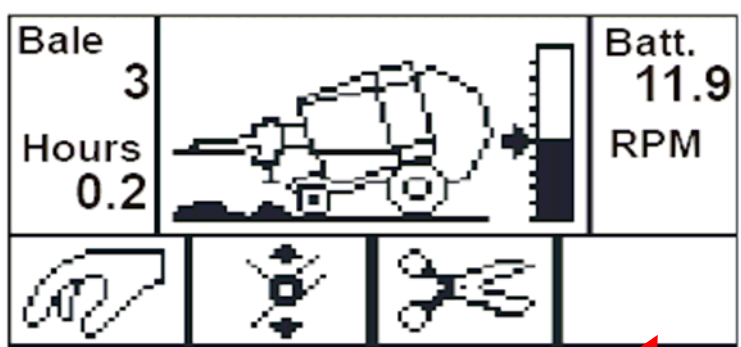
## 7.1.4 Operation: Monitor



**WELGER**

RP 220

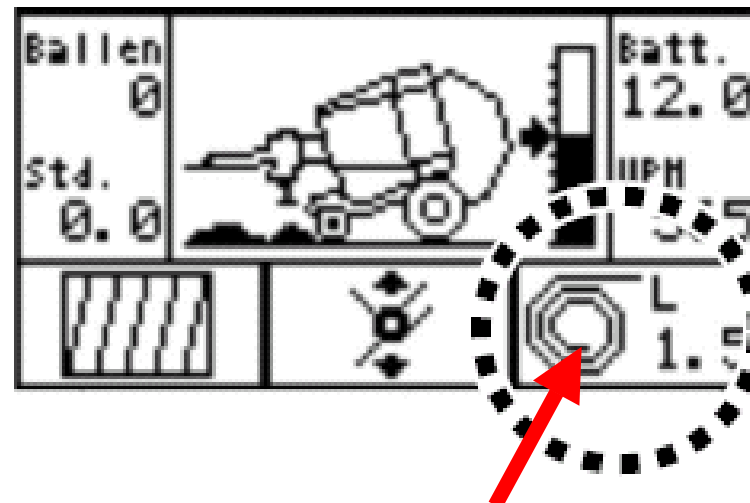
BC III



**Mechanical setting of net length, no indication on the Display available**

RP 235

E-Link



**Electronic setting of the net length via E-Link handset  
Indication shown on Display**

Advantages:

- **easier operation**
- **perfect for all conditions**
- **setting direct from the tractor seat**

## 7.1.5 Operation: Monitor

RP 220

BC III







Bales 17	Bale density Preset: 5	Batt. 12.0 RPM
Hours 1.8		




The density setting needed to be carried out with a combination of buttons

RP 235

E-Link

Ballen 4	12 	Batt. 12.0 RPM
Std. 0.0		
		



Density setting with only one button

Advantages:

- One button operation
- More operator friendly

## 7.1.6 Operation: Monitor



# WELGER

RP 220

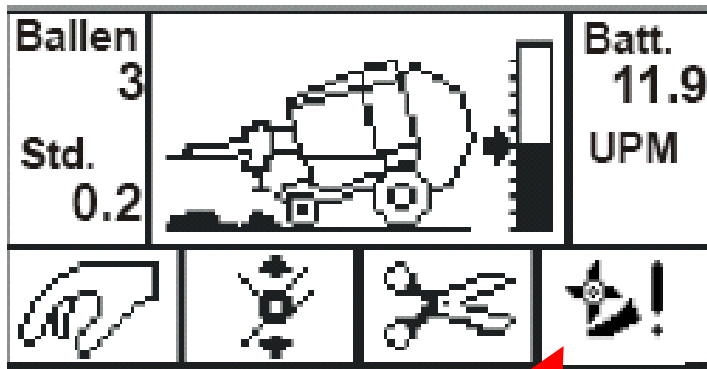
BC III

RP 235

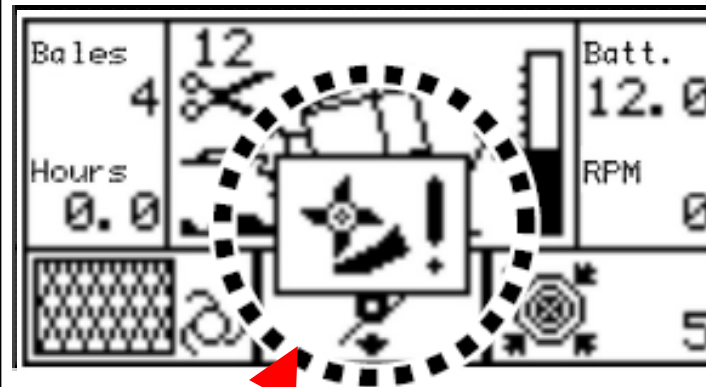
E-Link

Advantages:

- **Operator friendly**



**Indication floor open  
small symbol in  
bottom corner**



**Indication floor open  
easy to see in the  
center of the screen**

## 7.2 Operation: Setup



RP 220  
BC III

Setup	1 / 2
Language:	english
Machine type:	RP 320S
Delay:	0.0 s

Setup	2 / 2
Net tying:	yes
Twine tying:	intern

RP 235  
E-Link

Setup	1 / 2
Language:	deutsch
Machine type :	RP235S
Delay:	1.0s
Beeper:	25

Setup	2 / 2
Net tying:	Yes
Twine tying:	Yes
Lubr i. pump:	Yes
Netknife:	17

Advantages:

- more information
- adaption to all conditions

The Delay can only set 0- 2.5 and 5 sec.

**New set ups:**  
**Delay in 0.1 steps**  
**Beeper adjustable in sound**  
**Knife groups**  
**Permanent bearing lub**



# 7.3.1 Operation: Diagnostic



RP 220

BC III

diagnose actors		1 / 1	
manual			
net clut	++	valve A	-
twi mot	-	valveA1	-
		valveA2	-
		valveA4	-

RP 235

E-Link

Diagnosis		1 / 2	
Digital sensors			
Hook L.	⚡	Bottom	⚡
Hook R.	⚡	RPM.	⚡
Netknife	⚡	Twine L.	⚡
Net run	⚡	Twine R.	⚡



Diagnosis		2 / 2	
Digital sensors			
Press. sw	⚡		
Cutt. del	⚡		
Cutt. de2	⚡		



**Improve control:**  
**Net feeding**  
**Knife groups**

Advantages:

**- improved function control**

## 7.3.2 Operation: Diagnostic



**WELGER**

RP 220

**BC III**

diagnose aktors		1 / 1	
automatic			
net clut	✓	valveA	✓
		valveA1	✓
		valveA2	✓
		valveA4	✓

RP 235

**E-Link**

Valve diagnostic		1 / 1	
Manual			
→ Lubr. p.	- -	Val. B1	- -
Net Clut	+ +	Val. B2	- -
→ Net kn.	- -	Val. B3	- -
Twi Mot	- -	Val. B45	←-

**Lub pump**  
**Net motor**  
**Knife split**

Advantages:

**- improved function control**

## 8. Idler sprocket Chain drive

RP 220



- 15 teeth
- 6010-2RS bearing
- Bearing held in sprocket with 3 bolts

RP 235



- 16 teeth
- 6210-2RS bearing
- Bearing held in sprocket with 2 circlips

Advantages:

- higher stability
- longer working life
- less repairs

## 9. Ladder



# WELGER

RP 220



RP 235



Advantages:

- Steps easy to fold away, safer access**
- reduced turning circle**

## 10. Guarding



# WELGER

RP 220



**Guarding:  
Front opens  
rear bolted**

RP 235



**Guarding:  
Fully opening**

Advantages:

- **comfortable accessibility**
- **maintenance and service made easy**



## RP 220 - RP 235



Back